



The On-Trend Kitchen Collection





Visit our website:  
[www.ontrendcollection.co.uk](http://www.ontrendcollection.co.uk)





CONTEMPORARY HANDLELESS

LUCENTE



Lucente Gloss



Anthracite  
p.22



Cashmere  
p.21



Cream  
p.18



Light Grey  
p.25



Pavilion  
p.26



Porcelain  
p.30



Stone  
p.29



White  
p.17

Lucente Matt



Anthracite  
p.43



Cashmere  
p.40



Cream  
p.35



Light Grey  
p.36



Stone  
p.39



White  
p.32

Lucente Hand Painted



p.44

VERO (Handleless Rail System)



Vivo+ Gloss for Vero p.50



Anthracite



Cashmere



Ivory



Light Grey



Stone




Porcelain




White


Vivo+ Matt for Vero p.54




Anthracite




Cashmere



Ivory



Light Grey



White

Glacier (made to measure) for Vero p.58  
Available in 12 high gloss colours

Lastra (made to measure) for Vero p.59  
Available in 8 super matt colours

Coniston (made to measure) for Vero p.60  
Available in 30 solid colours & wood effects

MODERN ONE-PIECE

VIVO+



Vivo+ Gloss



Anthracite  
p.67



Cashmere  
p.75



Ivory  
p.72



Light Grey  
p.71



Stone  
p.76



Porcelain  
p.68



White  
p.64

Vivo+ Matt



Anthracite  
p.84



Cashmere  
p.83



Ivory  
p.87



Light Grey  
p.80



White  
p.79

GLACIER & LASTRA (Made To Measure)



Glacier (made to measure) p.90  
Available in 12 high gloss colours

Lastra (made to measure) p.92  
Available in 8 super matt colours

SHAKER & TRADITIONAL

OXFORD



CARTMEL



Cartmel Hand Painted



WINDSOR & CAMBRIDGE



Windsor



Windsor Hand Painted



Cambridge



Cambridge Hand Painted



CLASSIC



Boston



Denton



Portland





## KITCHEN ESSENTIALS

HANDLES p.176



LIGHTING p.182



BEHIND THE DOOR p.188



FINISHING TOUCHES p.198



Sinks p.200 | Taps p.202 | Bins p.203  
Appliances p.205 | Cutlery Trays p.206



CARTMEL WHITE 7



# KITCHEN STYLE

Leaf through the pages of lifestyle and interior design magazines, exploring the homes of style icons and design gurus, and you're transported to a world of elegance, lustre and exotic locations.

Our kitchens may not be able to whisk you away to sun-kissed foreign shores, but our new On-Trend collection boasts all the quality, craftsmanship and style, distinctive of such celebrated homes.

Deceptively understated in appearance, the On-Trend collection features a wealth of style and storage innovations that challenge accepted notions of domestic kitchen design.

Gently flowing lines; a palette of versatile, contemporary colours; and a choice of tactile finishes make the On-Trend collection a perfect pairing for homes, traditional and modern. Our comprehensive suite of handles, lighting and enclosed wirework storage are the icing on the cake!

Our team has more than 100 years combined experience in kitchen range design, manufacture and trading. The On-Trend collection represents the culmination of that expertise: our flagship collection, produced in the UK and Europe, with bespoke measurement and finishing options available on many lines. We hope you enjoy browsing the range as much as we did creating it.

## Here to help

To help you navigate this brochure, we have used a system of symbols to highlight some of the key features and benefits of the On-Trend collection:



### Italian Products

Products shown with this symbol are made in Italy.



### Made to Order

Many of our doors can be made to your required sizes, colour choice or a combination of both.



### Premium Timber

This symbol denotes doors that are made from real wood or real wood veneers.



### Colour Matching

This symbol indicates doors that can be produced in any colour. If you have a sample of a colour you like, we can match it.



### Curved Doors & Profiles

Many of our door ranges are available with curves and profiles. Look for the **external** and **internal** symbols.



**Please note:** Product ranges and availability may vary throughout the year. Please check before confirming your kitchen.



# KITCHEN LIFE

Is there a more multi-faceted room than the kitchen?

It has so many practical functions; storing supplies at their required temperatures and in the correct environments. Then, using a variety of vessels, appliances and utensils, the kitchen hosts the pairing of those ingredients - for sustenance, comfort, invigoration and delight!

As technology and food continue to intertwine and global food culture advances, the kitchen increasingly becomes a room of colour, scent and discovery. Spurred on by TV cooks and celebrity chefs, we feel the confidence to experiment, and the kitchen is our laboratory!

People come together in the kitchen - at daybreak, for breakfast, then to discuss the day's events with an evening meal. We entertain with drinks - from coffee to cosmopolitans. We catch up with friends, laugh, dance and make merry.

Then, of course, there are times when the kitchen becomes our own personal haven - somewhere to make tea or coffee, pore over a Sunday broadsheet, even attempt the cryptic crossword.

With the On-Trend collection, we have crafted a suite of kitchen designs that invite you to spend time... Comfortable, innovative, attractive and luxurious, they are crafted to be at home, in your home.

Make the most of your kitchen with the On-Trend collection.





# CHOOSING THE RIGHT INGREDIENTS



CHOOSE CONTEMPORARY...



OR TRADITIONAL



GLOSS OR MATT, CURVED OR STRAIGHT



A RANGE OF BEAUTIFUL COLOURS AND SUBTLE TONES



FINISHING TOUCHES MAKE ALL THE DIFFERENCE



PRACTICAL SOLUTIONS MAKE LIFE IN THE KITCHEN EASIER



We like to think of the On-Trend collection as an artist's palette that puts you in control of the picture you paint.

Select the styles that suit you and your home the best. Are you a modernist, who cherishes sleek simplicity? Or a classicist, who adores graceful finishing flourishes? No matter what your particular tastes are, the On-Trend collection delivers the canvas, the colour and the detailing to deliver.

As you'd expect, each model in the collection comes in a choice of carefully selected On-Trend colours, paired with sparkling high gloss or tactile matt finishes. If our standard range doesn't include your ideal shade, we offer hand-painting (matt finish only) on selected doors, helping you to achieve the kitchen of your dreams.

Light and shade comes courtesy of our purpose-designed lighting range, and a comprehensive selection of handles and wirework storage solutions allow you to really stamp your signature on the completed masterpiece!

Inspiration abounds with the On-Trend collection.





# THE LUCENTE RANGE



Lucente offers minimalist styling at its best with 'J' pull designed doors creating handle-free kitchens with a smooth design. Painted gloss and matt finishes are both available in Lucente.





# LUCENTE GLOSS WHITE

Create a powerful statement with the ultra contemporary and minimalist Lucente White handleless door.

The clean lines flow effortlessly around the furniture to give a simple and uncomplicated exclusive look.



Combine a freestanding island unit and breakfast bar into one to create a practical design feature.



The square corner post design mirrors the Lucente door itself, for a designer aesthetic.

Increase the accessibility of your kitchen with some great behind-the-door options.



# LUCENTE GLOSS CREAM

Classic and chic; the Lucente Cream high gloss handleless door creates a warm and welcoming setting. The introduction of curved doors brings with it a softer and bespoke aesthetic.



Soften and modernise your kitchen lines by introducing curved doors on island units and on the end of workstations.



Maximise the use of your kitchen with a fantastic corner solution that comes out as you open the door, with a soft-close mechanism once you're finished.







# LUCENTE GLOSS CASHMERE

The cashmere tone exudes warmth and is an increasingly popular alternative to cream. Internal curves create a beautiful flow to the kitchen and can be combined with external curves or conventional square units.



Create a focal and talking point in the kitchen by choosing external curves with smooth sweeping lines.



Choose the ultimate corner solution with units that comes out to you, making difficult corners a thing of the past.



# LUCENTE GLOSS ANTHRACITE

This on trend, cutting edge design offers uncompromising style with its sleek, contemporary look. Lucente Anthracite will make a bold statement in any room.



Island units provide depth and function in kitchens either with linear styles or curves as shown here.



Ensure everything's within easy reach with our stylish soft closing pegasus unit.



Create a design statement on your walls that's easily accessible with the inclusion of bifold units. Soft close as standard!





## LUCENTE GLOSS LIGHT GREY

For a sleek and contemporary kitchen, choose the ultra-chic Lucente Light Grey handleless door.

This cutting edge design offers uncompromised style whilst leading the trend; perfect for the design savvy customer.



Use Dynamic Pull Out baskets and put all your utensils at your fingertips.



Increase the accessibility of your kitchen with some great behind-the-door options.



# LUCENTE GLOSS PAVILION

Combining sleek flowing lines with a neutral earthy tone, the Lucente high gloss Pavilion door creates a contemporary and uber stylish environment.  
Perfect for the homeowner looking to make a real style statement.



Maximise storage by simply choosing extra tall wall units.



Transition from kitchen to living space through clever design.







The vertical hand groove creates a beautiful streamlined aesthetic.

## LUCENTE GLOSS STONE

For a fresh and avant-garde kitchen, choose the Lucente Stone high gloss handleless door.

This innovative colour provides a natural and calming ambience in the busiest room of the house.



Combine internal and external wall curves to a designer effect.



# LUCENTE GLOSS PORCELAIN

Hand painted gloss Porcelain is a beautiful new colour to the kitchen. Curved corner posts as shown here help to subtly soften square lines.



Use curved corner posts to create a rounded look on a straight island unit.



Use flexible strip lighting underneath the worktop to create additional ambience.





# LUCENTE MATT WHITE

The simplicity of a matt white finish makes it an ideal choice for Lucente's minimalist design. Maximise your space and practicality with smaller pull out units around your cooking zone.



Make practical solutions a feature with the use of bi-fold doors and a timber wine rack.







# LUCENTE MATT CREAM

The soft soothing tones of Cream make it a natural choice in Lucente's new matt finish. Including larger pan drawers creates the feeling of space and provides quick access to your essentials.



Let your most popular items come out towards you with a simple pull out unit starting as small as 150mm wide, ensuring that no space is wasted.



Glazed wall units create feature cabinets and improve visibility of your essentials when positioned next to the cooking station.



# LUCENTE MATT LIGHT GREY

Light grey is a cool contemporary colour favourite and a natural inclusion in the Lucente range. Darker worktops contrast beautifully for a kitchen with serious impact.



Flexible strip lights under cabinets provide ambience and illuminate your worktop for tasks when required.



Shaped posts can be used in corner situations to allow the handle design to flow throughout the kitchen.







# LUCENTE MATT STONE

Stone exudes earth tones heightened by the painted smooth matt finish. The inclusion of glazed wall units create additional light and feature cabinets.



Curved doors soften the look of your kitchen and provide a natural flow around the most important room in your house.



Create a wow factor with lighting inside and under wall units.



## LUCENTE MATT CASHMERE

The growing popularity of cashmere makes a stunning impact in a matt handleless kitchen. Bi-fold wall units add to the contemporary feeling, providing design lead functionality.



The contemporary styling of the Pisa sink mixer make it an ideal choice for a Lucente kitchen.







# LUCENTE MATT ANTHRACITE

The darker tone of anthracite provides real depth to a kitchen while careful planning creates minimalist lines to be proud of.



Create a clean and seamless aesthetic with the use of the Onyx undermount sink.



Use downlights placed under wall units to create additional task lighting, ideal for food preparation in particular.



# LUCENTE HAND PAINTED

(matt)



Our extremely popular and ultra contemporary Lucente door is taken to another level as we present it in a range of chic, matt, hand-painted colours.

This handleless door offers an air of simplicity, creating the perfect kitchen in any home.



FRENCH GREY



STONE GREY



44 BROWN GREY



CASHMERE



CHALKSTONE



CREAM



DENIM









# THE VERO HANDLELESS RAIL SYSTEM



The Vero aluminium rail system creates a true handleless kitchen with a streamlined look for a minimalist designer kitchen.



VIVO+ GLOSS  
FOR VERO HANDLELESS RAIL SYSTEM

Choose from seven painted gloss colours to make your designer kitchen dream come true with the Vero handleless rail system.



Available in 7 high gloss colours:

  
Anthracite

  
Cashmere

  
Ivory

  
Light Grey

  
Porcelain

  
Stone

  
White







52 LIGHT GREY



CASHMERE



IVORY



ANTHRACITE



PORCELAIN

53



VIVO+ MATT  
FOR VERO HANDLELESS RAIL SYSTEM

Combine two of the latest kitchen trends with highly tactile Vivo+ matt doors and the Vero rail system for a stunning contemporary kitchen.



Available in 5 matt colours:



Anthracite



Cashmere



Ivory



Light Grey



White









# GLACIER MADE TO MEASURE

## FOR VERO HANDLELESS RAIL SYSTEM

The multitude of colours in Glacier make it an ideal choice for creating a two tone kitchen with the Vero rail system.

MTO



WHITE

Available in 12 gloss colours, either with matching colour laser edge, or dual edge for an alternative finish.

- Black

Graphite

Truffle

Dust Grey

Metallic Champagne

Metallic Blue
- Cashmere
- Light Grey
- Sand Beige
- Vanilla
- Jasmine
- White



Matching laser edge

Dual edge

# LASTRA MADE TO MEASURE

## FOR VERO HANDLELESS RAIL SYSTEM

The super matt finish of the Lastra range makes it a contemporary choice to pair with the Vero rail system. Vero can be used throughout an island design for a symmetrical look.

MTO



WHITE

Available in 8 super matt colours:

- Graphite
- Dust Grey
- Stone Grey
- Fjord

Cashmere

Light Grey

Mussel

White



# CONISTON 'PREMIER' MADE TO MEASURE FOR VERO HANDLELESS RAIL SYSTEM

MTO



Coniston 'Premier' offers both vertical grain effects and solid colour doors.

Create a feature area within your kitchen by introducing an accent door.

Available in 30 coloured vinyls.



GREY AVOLA, WITH VIVO+ MATT ANTHRACITE



60 GREY BARDOLINO, WITH VIVO+ GLOSS STONE



GRAPHITE OAK, WITH VIVO+ MATT LIGHT GREY





THE  
VIVO<sup>+</sup>  
RANGE



Vivo<sup>+</sup> creates a beautiful modern and simplistic look with easy clean properties which can be personalised through handle choice. Choose either a painted gloss or painted matt finish.



# VIVO+ GLOSS WHITE

Contemporary or classic: the Vivo+ Gloss White door has a clean, timeless design that can be used to create any desired kitchen aesthetic.

The use of pan drawers and curved doors provides a soft yet exclusive and streamlined look.



Create a symmetrical design with equally sized bi-fold wall and drawer units, soften the aesthetic by adding curves.



Make handles a major part of your kitchen by choosing larger sizes to frame the door.







# VIVO+ GLOSS ANTHRACITE

Vivo+ Gloss Anthracite brings sharp definition to the kitchen and contrasts nicely with more neutrally coloured rooms. Including bi-fold units, pan drawers and larder units helps to replicate a minimalist look and feel.



Vivo+ doors reflect light to ensure darker tone colours still create the feeling of space.



Add designer styling and extra functionality to your sink with the stunning Rocco tap. The spout extends and reaches to make washing far easier.



Ensure everything's within easy reach with our stylish soft closing Pegasus unit.



VIVO+ GLOSS PORCELAIN

Vivo+ Gloss Porcelain offers a crisp new alternative to white and ivory. Incorporate open shelving in an island area to create an en-vogue design feature.



Open shelving offers practicality and creates a real focal point in the kitchen.



Symmetrical design is possible in most kitchens with some careful planning.







## VIVO+ GLOSS LIGHT GREY

Vivo+ Gloss Light Grey brings a fresh and contemporary look to any kitchen, with its strong lines and high gloss finish. This kitchen says modern living; the perfect choice for the 21st century.



Use flexible strip lighting to create additional ambience below wall or base units.



Maximise your storage capacity and usability with the fantastic under sink pull out unit.



Increase the floor space in your kitchen by integrating a practical waste bin.



## VIVO+ GLOSS IVORY

The timeless colour of Ivory is a firm favourite in the Vivo+ range with the 3 curved door sizes adding a contemporary element to kitchen design.



Combine both increased storage and modern design with the new curved doors in the Vivo+ range.







# VIVO+ GLOSS CASHMERE

Our popular Vivo+ range quickly became synonymous with quality and value, and with Vivo+ Gloss Cashmere added to the range we now offer an even greater choice of stylish doors.

Its subtle neutral tones are sure to lend an air of warmth to any room.



Create a clean and seamless aesthetic with the use of the Onyx undermount sink.



Soften and modernise your kitchen's lines by introducing curved doors on island units and on the end of workstations. Extra-long handles help to provide extra definition.



## VIVO+ GLOSS STONE

Enjoy the soft, earthy tones of the Vivo+ Gloss Stone door adding a calming feel to any kitchen. Create a box like feel or soften the lines with external curves.



Design curved units, either together for a beautiful, rounded look or at the end of a run to soften the aesthetic.



Use downlights under wall units to create additional task lighting, ideal for food preparation in particular.







# VIVO+ MATT WHITE

The UK's most popular colour choice for kitchens is now available in a soft matt white finish. Use curves to create an effortless flow to the kitchen.



Integrate storage and cooking with a bespoke mid height station.



The Corvus handle is available in two sizes, ideal for a combination of doors and drawers.



# VIVO+ MATT LIGHT GREY

Our light grey colour tone brings style, air and contemporary feeling to a door range that's hugely popular and practical from a maintenance viewpoint. Create different zones subtly to improve your kitchen's usability.



Create Germanic styling by positioning banks of larger units together.







# VIVO+ MATT CASHMERE

Cashmere exudes a richer tone that's suited to both neutral and darker surrounding colours. Incorporating equal sized units creates a pleasing symmetrical look.



Ensure everything's within easy reach with our stylish soft closing pegasus unit.



The subtle curves of the Wave handle make it a great choice for both straight and curved doors.



# VIVO+ MATT ANTHRACITE

Anthracite provides a striking darker tone accentuated by the slab design of the Vivo+ door. Maximise accessibility in the kitchen with both drawers and larder units.



The straight lines of the new Precision handle make it an ideal choice for prominent drawers.







# VIVO+ MATT IVORY

Ivory, while a timeless favourite in kitchens is reinvigorated with the new matt painted finish. Design curves into every work station for a truly contemporary feel.



Position curved wall units together to create a more bespoke aesthetic.



Increase the accessibility of your kitchen with some great behind the door options.





# THE GLACIER & LASTRA RANGES



Glacier and Lastra offer super matt and super gloss finishes to suit your preference. Two edging choices on Glacier create a truly personalised look.





CASHMERE

# GLACIER MADE TO MEASURE (gloss)

Glacier doors with a gloss finish are ideally suited for the sleek modern kitchen with the flexibility of made to order sizes, curved and glazed doors. Two edging options help to further personalise the look.

MTO EX 1N













METALLIC BLUE



GRAPHITE

Available in 12 gloss colours, either with matching colour laser edge, or dual edge for an alternative finish.

						
Black	Graphite	Truffle	Dust Grey	Metallic Champagne	Metallic Blue	Matching laser edge
						
Cashmere	Light Grey	Sand Beige	Vanilla	Jasmine	White	Dual edge



LASTRA MADE TO MEASURE  
(super matt)

With matt finishes highly on-trend, the Lastra door collection offers a super matt sheen with multiple colour choice.

MTO EX IN

Available in 8 super matt colours:





# YOUR KITCHEN

Designing the On-Trend collection, we kept one very important factor at the forefront of our minds: no two homes are the same. Even if the spaces are identical, the people are unique - in their tastes, their lifestyles and their requirements.

We wanted to create a suite of kitchens with the highest design and production values, that would complement any home - from a palatial country pile to a new-build urban apartment.

It needed to appeal to people of all ages, and at all times of life. Professionals living alone; couples, young and old; families, large and small. On-Trend had to not just meet, but exceed each group's expectations in terms of what their new kitchen could deliver.

We're immensely proud of what we've achieved. Continue your guided tour of the On-Trend collection, and we're sure you'll see what we mean.







THE  
OXFORD  
RANGE



Oxford reinvigorates the shaker door style, with a more contemporary narrower frame design and tactile smooth painted matt finishes for a stunning kitchen.



## OXFORD WHITE

(matt)

Accentuate the crisp design of Oxford with the colour choice of white. A vast array of accessories create features throughout the kitchen while white fascias allow you to be more adventurous with wall and floor colours.



Combine both increased storage and an eye catching design with a dresser unit.







## OXFORD IVORY

(matt)

The calming soft hue of ivory remains a UK favourite and suits both traditional and contemporary design. Combine curved units with open shelving for a highly fashionable design.



Use downlights under wall units to create additional task lighting, ideal for food preparation in particular.



Open shelving offers practicality and creates a real focal point in the kitchen.



# OXFORD MUSSEL

(matt)

Oxford's depth of range makes it suitable for both modern and traditional designs as shown in Mussel with both the stunning mantel and 1245mm curved doors.



Create a feature in your kitchen by mixing an accent colour with your main choice.







# OXFORD LIGHT GREY (matt)

Choose the new styling of Oxford in the contemporary colour favourite of light grey. The tone of light grey is highly flexible and can be contrasted with darker work surfaces or complemented by warmer oak.



Create the wow factor by positioning banks of larders together. The curved doors soften the look and welcome you into the room.



Create a versatile work station design with equal sized drawers.



## OXFORD ANTHRACITE

(matt)

Anthracite in Oxford creates a particularly striking kitchen, contrasting beautifully with lighter coloured wall decoration. Introduce an element of oak for a more unique finish.



Use the stunning half moon bar handle to complement the Oxford Anthracite kitchen.







## OXFORD STONE

(matt)

The new colour palette of stone mixes beautifully with the contemporary framed design of the Oxford door. Open shelving features are highly fashionable and ideal for modern day living.



Specify feature cabinets in the kitchen with the use of glazed doors and accentuate them with clever lighting.



OXFORD CASHMERE  
(matt)

Cashmere is a natural choice for Oxford and creates a striking kitchen, perfect for modern living. Simple clean lines help to create a minimalist look which is heightened by the reduced frame width on the Oxford profile.



Our Korona sink blends with darker worktops and contrasts with lighter colours to stunning effect.



The cylindrical design of the Victorian handle is a perfect complement to the Oxford design and emphasises it's shaker design.







# THE CARTMEL RANGE



Cartmel creates the aesthetic of a timber door with visible grain detailing. Create a unique kitchen with our hand painted service.



# CARTMEL IVORY

(matt)

Add style, detail and light to your kitchen with Cartmel Ivory. Create a practical island that also works as a breakfast bar station.



Linear style handles are ideal for shaker designed doors and can be positioned both vertically and horizontally.



Specify feature cabinets in the kitchen with the use of glazed doors, and accentuate them with clever lighting.



No drawers are complete without a cutlery tray, Scoop adds flexibility as well as practicality.







# CARTMEL DAKAR

(matt)

Introduce some more colour and definition with the pastel choice of Cartmel Dakar. Twin wall curved units help to create a real contemporary focal point.



Increase the accessibility of your kitchen with some great behind-the-door options.



Increase floor space in your kitchen by integrating a practical waste bin.



Add designer styling and extra functionality to your sink with the stunning Rocco tap. The spout extends and reaches to make washing far easier.



## CARTMEL SAGE GREEN

(matt)

Bring soothing pastel colour into your kitchen with the Cartmel Sage Green door. The introduction of glazed doors helps to maintain the open and light ambience.



Use two curved units in conjunction with each other to create a real design feature in your kitchen.







# CARTMEL DUST GREY

(matt)

Dust grey is the emerging colour within the kitchen palette and adds depth and definition. This highly fashionable tone illustrates the contemporary aspect of Cartmel and is demonstrated in our linear kitchen design.



Incorporate pan drawers below your appliances to simplify cooking and create the wow factor.



Stainless steel never goes out of fashion with the Alto sink providing class and practicality.



# CARTMEL STONE

(matt)

The pastel hue of Stone creates a welcoming feel that's always on trend, making it an ideal partner for the Cartmel kitchen. Symmetrical kitchen design is also highly popular and practical as shown here in our cooking station.



Add lighting underneath cabinets and shelving for a minimalist look and added ambience.



Maximise storage with 150mm pull out units that are ideal for smaller kitchen necessities.







## CARTMEL OAK

(matt)

The ultimate traditional colourway, Cartmel oak replicates the aesthetic of true timber complete with grain. The flexibility in the capability of the Cartmel range is shown with both curve options and the focal point of the mantel.



Create a curved work station to contrast with straight runs with double curved wall units creating a truly bespoke look.



Combine glazed doors with plate and bottle racks for a feature decorative area.



## CARTMEL MUSSEL

(matt)

The more traditional tone of Mussel is ideal to accentuate the traditional element in the Cartmel door design. Oak accents can be integrated within Mussel both in furniture and worktop choices to create specific focal points.



Kitchen islands add depth to the room and offer a versatile space that's vital in today's fast paced environment.







## CARTMEL CASHMERE

(matt)

Cashmere has quickly become a colour favourite across the UK and a shade that appeals to all generations. Cashmere also allows you to use complementary or contrasting room decoration to equal effect.



A mantel is the ideal designer accessory to frame your cooking area while a range cooker is the ultimate luxury choice.



Our Imperial handle has 2 finish options with pewter perfect for more traditional tastes.



The Colonial sink mixer combines Victorian styling with simple levers.



CARTMEL WHITE  
(matt)

White creates a crisp, chic look when combined with the Cartmel shaker door style and provides longevity in terms of fashion. Tongue and groove panels provide more traditional influence and add character to an island unit.



The Aquitaine sink is manufactured from porcelain and adds elegance and beauty to any kitchen.



The Steina Kea light is a timeless favourite in kitchens, providing additional task lighting for food preparation areas.







## CARTMEL LIGHT GREY (matt)

Cartmel in light grey creates a contemporary kitchen to be proud of. Both light and dark worktop finishes pair to great effect with darker appliances adding a stunning contrast.



The Elera sink mixer offers simplicity and minimalism with a swan neck spout and circular handle.



Add ergonomic thinking to your kitchen with ovens positioned at eye level for ease of access.



# CARTMEL HAND PAINTED

(matt)

Timeless in its design, Cartmel Hand Painted creates an elegant and welcoming environment in any home.

The neutral tones and simplistic design offer an uncomplicated living space; one that can be matched with a plethora of accessories to create the perfect kitchen. Cartmel Hand Painted is available in 20 standard colours in a matt finish; other colours are also available through our bespoke hand-painting service.

Pick your desired colour, or alternatively bring a swatch of your favourite colour.



BROWN GREY



CASHMERE



CHALKSTONE



CREAM



DAKAR



DUST GREY



FJORD



134 IVORY



LAVA



LIGHT GREY



FRENCH GREY





MUSSEL



OLIVE



PORCELAIN



SAGE GREEN



SILVER GREY



STONE GREY



SUPER WHITE



WHITE





THE  
WINDSOR &  
CAMBRIDGE  
RANGES



Solid timber has a natural beauty and quality in the kitchen, illustrated here by the Windsor & Cambridge ranges. Windsor offers additional beaded detailing while the grain detail is still visible through the hand painted colour options.



# WINDSOR IVORY

Windsor Ivory flows beautifully throughout the kitchen, with soft ivory tones a regular favourite. A multitude of components create stunning traditional designs.

PT MTO EX



Design plate racks with open shelves to create both easy access and a distinctive feature.



Use downlights under wall units to create additional task lighting, ideal for food preparation in particular.



Incorporate a mix of contemporary and traditional accessories, with curved doors, pilasters and curved end posts.







# WINDSOR MUSSEL

The lighter tones of Windsor Mussel make it an ideal choice to combine with the darker stone grey island unit. Bottle racks create a natural flow from the kitchen to open space living.

PT MTO EX



A mantle is a beautiful addition to a traditional kitchen, effectively framing your cooking area.



Use barrel pilasters to frame a Belfast sink and create a traditional focal point.



# WINDSOR STONE GREY

The slightly darker tones of stone grey are highly impactful with the Windsor door. Use a mix of curved doors and pilasters for varied effects.

PT MTO EX



The natural grain of the timber door is still highly visible whichever paint colour is chosen.



Combine open shelving with a traditional plate rack for easy access.



Create a feature area in your kitchen by mixing an accent colour with your main choice.





## WINDSOR LIGHT GREY

The increasingly popular tone of light grey is now available in the Windsor range. Combine it with natural oak for an outstanding finish.

PT MTO EX



Curved units in timber doors provide a contemporary twist on a traditional theme with matching cornice and pelmets a must have'.



Use pilasters to frame a workstation area and provide some additional, traditional definition.







# WINDSOR OAK

The natural beauty of Windsor oak can be used on its own or mixed with a lighter shade for a two-tone kitchen. Incorporate glazed doors and open units for a lighter feel.

PT MTO EX



A mantel is a beautiful addition to a traditional kitchen, effectively framing your cooking area.



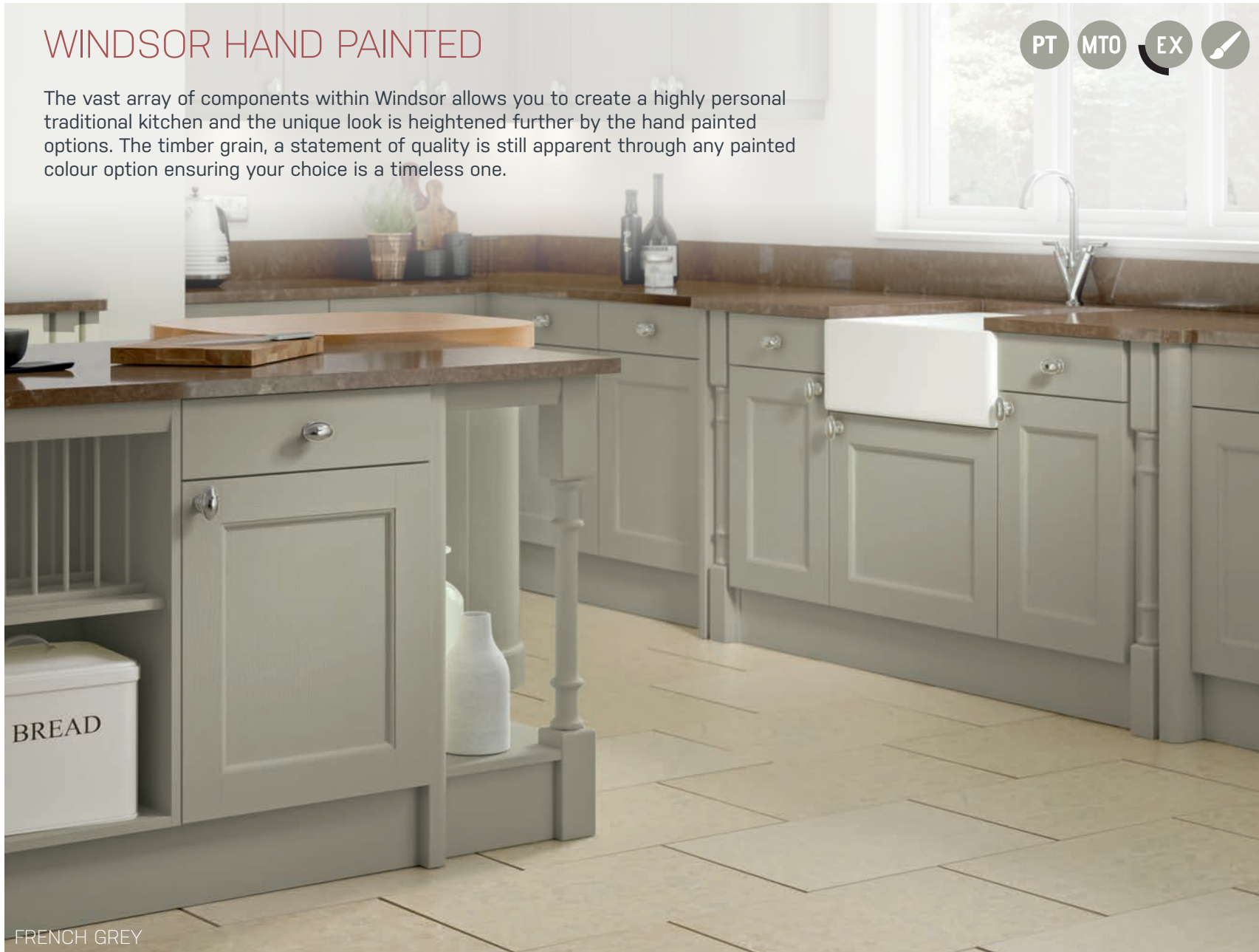
Use glazed doors to create feature cabinets and display your best china!



# WINDSOR HAND PAINTED

The vast array of components within Windsor allows you to create a highly personal traditional kitchen and the unique look is heightened further by the hand painted options. The timber grain, a statement of quality is still apparent through any painted colour option ensuring your choice is a timeless one.

PT MTO EX



FRENCH GREY



STONE GREY



150 IVORY



CASHMERE



WHITE



CREAM



OLIVE

151









# CAMBRIDGE LIGHT GREY

The distinctive shaker detail of the Cambridge door is heightened by the light grey tone. The straight lines of ladders combine nicely with standard and extra tall curved doors.

PT MTO EX



Create additional ambience in your kitchen with the inclusion of subtle plinth lights.



Use kitchen furniture in open-plan living to create a seamless progression from one zone to another.



# CAMBRIDGE MUSSEL

The soft pastel tone of Mussel creates a stunning kitchen with the Cambridge door. Integrate oak, either within the same station or separately.

PT MT0 EX



The timber grain of the Cambridge door remains highly visible through the hand painting process.



We recommend the new Wave handle as a perfect complement to the Cambridge door.







## CAMBRIDGE IVORY

The gentle ivory tone is a perfect complement to the shaker style Cambridge door, with the natural grain of the timber remaining highly visible.

PT MTO EX



Use glazed doors to create display cabinets and enhance them with lighting and glass shelves.



Combine both increased storage and modern design with the new tall curved doors in the Cambridge range.



# CAMBRIDGE STONE GREY

The warmth of stone grey radiates through the kitchen on the Cambridge door. Stone grey is beautiful as a single colour or combined with oak.

PT MTO EX



Create a balanced station design with equal sized drawers, wall units and open shelves.



Our new Elipse handle with beautiful soft curves can be positioned horizontally or vertically and is a great partner for the Cambridge door.





# CAMBRIDGE OAK

The oak tone of the Cambridge door has been a favourite in the UK for years. We've given it a contemporary twist with curves and the Elipse handle.

PT MTO EX



162 Use multiple glass doors to create feature cabinets around a traditionally practical sink area.



163



# CAMBRIDGE HAND PAINTED

Hand painted Cambridge doors retain the visible timber grain detailing through the painted finish and offer a truly bespoke aesthetic upon installation. Cambridge allows you to create both contemporary and traditional designs which can be complemented by your colour choice.

PT MTO EX 



SILVER GREY



164 STONE GREY



DENIM



CHALKSTONE



BROWN GREY



CASHMERE



FRENCH GREY









# THE CLASSIC RANGES



Choose more definition on your kitchen door with classic shaker, tongue & groove, or raised & fielded centre panels.



# BOSTON

(matt)

The tongue and groove style detail in the ivory Boston door remains a kitchen classic, and is given a modern slant with the introduction of curved doors.

EX



Use downlights placed under wall units to create additional task lighting, ideal for food preparation in particular.



Islands add extra depth to a kitchen and provide a real focal point. Use curved doors to provide a softer look.



Ensure everything's within easy reach with our stylish, soft closing Pegasus unit.







## DENTON

(matt)

Add traditional definition to your kitchen with the raised and fielded centre panel in the ivory Denton door. The soft ivory tone is a regular favourite choice across the UK.

MT0

EX



Choose the ultimate corner solution with units that come out to you making difficult corners a thing of the past.



Twin lever taps are classic, timeless and easy to use. Try our Colonial tap for just that look and feel.





## PORTLAND (matt)

Portland offers a shaker design within its ivory finish. Choose tongue & groove panels for a traditional look and glazed doors for feature cabinets.



Soften and modernise your kitchen's lines by introducing curved doors on island units and on the end of workstations. Use glass shelves behind a glazed door to create more light, and a display feature.



# HANDLES

Whether you are looking for an ultra contemporary or classic handle, we have a wide array of designs to provide the perfect finishing touch in any kitchen.



Please note: Handle colour indicates the surface finish and does not always represent the material from which the handle is made.







PRECISION



HALF MOON



WAVE  
(polished chrome)



WAVE  
(brushed steel)



BOW POINTED T BAR



FLAT END T BAR



CORVUS HANDLE



ROUND END BAR



VICTORIAN



D-LITE





MASSIV BLOCK END



WIDE D



LAPAC



BLOCK END



SLIM T BAR



SLIM BAR



FLAT ENDED T BAR



BLOCK HANDLE




ALTO THIN



# LIGHTING

We source the brightest ideas and products around to show every new kitchen at its best.



Please note: All light fittings must be installed by a qualified electrician. Please check the full specification of the product before purchasing.

Lighting helps to create ambience in the kitchen and add practicality to workstations. Ensure you incorporate lighting at an early stage to minimise future disruption and to make your kitchen the focal point of your home...

## STEINA KEA LED

A classic light in the kitchen, the triangular styling of Kea is a timeless favourite in the UK. Use these typically underneath wall cabinets to provide additional task lighting. LED technology means your Kea light uses less energy and lasts longer.



## STEINA DOWNLIGHT LED

The contemporary circular design of the Steina downlight can be used under wall cabinets or within them to create a display unit. LED technology means your Kea light uses less energy and lasts longer.







Steina Stenza



Steina Quadro



### STEINA FARO LED

Steina Faro lights are typically positioned subtly underneath wall cabinets. Their unobtrusive and minimalist design are a natural choice in contemporary kitchens and recommended as our brightest option.



### VISTA FLEXIBLE LED STRIP LIGHTING

Flexible strip lighting can be cut to whatever size you need and is commonly used underneath wall cabinets and worktops, or on plinths to create additional ambience.



### STEINA STENZA LED

Stenza lights are typically positioned under cabinets and shelving for minimalist design.



### STEINA VECTRA LED

Vectra offers an alternative to Stenza and is surface mounted for a simple installation.



### STEINA QUADRO LED

Quadro's unique look makes it a design feature in your kitchen.



### STEINA LED TUBE

Tube lighting maximises impact and is easily positioned under wall units.



### PLINTH LIGHTS

Add plinth lights to the base of your kitchen units to add subtle ambience to the room. Illuminate your kitchen at night solely with plinth lights to create a 'show house' effect.



PICKA PLINTH ROUND LED



PICKA PLINTH SQUARE LED



# CLEVER KITCHEN

Kitchens of the past often had cabinets that were **infrequently used**. With the On-Trend collection, we've taken a concerted look at how to get more from your kitchen, so no matter how small the space you have to work with, you'll be bowled over by how much you can achieve.

Our innovative fold and slide-away storage solutions allow you to capitalise on every inch of available space - including hard to access corners and crannies that previously would have been left gathering dust.

So, whether you have a large family kitchen with lots of people to cater for, or a cosy, city-living cuisinette where space is at a premium, the On-Trend collection holds the answers - and more!


Make your kitchen work for you with the On-Trend collection.





# BEHIND THE DOOR

If door choice creates the aesthetic of the kitchen, then what lies behind the door creates the functionality. Ensure you've got easy access to every kitchen unit to make every day easier!



Elite Combi pull out shelves with anti-slip trays.



CORNER SOLUTIONS

Make problematic corner units a thing of the past with one of our numerous corner solutions - from a more traditional carousel to the combi shelves that pull out to meet you...



Elite Corner Unit



1/2 Carousel with 2 baskets



Dynamic Corner Unit



3/4 Carousel with 2 baskets



Dynamic Combi pull out shelves with anti-slip trays.



LARDERS & PANTRIES

Full height units add linear definition to a kitchen and a touch of European styling. Improve the accessibility of these units with a larder or pantry unit that pulls out towards you, with soft-close as standard.



Dynamic Pegasus Unit



Elite Tall Larder Unit



Dynamic Mid Height Pantry Unit



Elite Pegasus Unit



Dynamic Tall Larder Unit



Single Dynamic Pull Out Baskets

WINE RACKS



150mm

300mm

BASE UNIT PULL OUTS

Let your jars and products come to you with a simple pull out unit starting as small as 150mm wide, ensuring that no space is wasted.



Dynamic Pull Out Towel Rail 150mm



Elite Pull Out Base 150mm





Dynamic Pull Out Base 150mm



Dynamic Under Sink Pull Out 1000mm



Dynamic Pull Out Base 300mm



Elite Pull Out Base 300mm

## SMARTLARDER DRAWER PULL OUTS

SMARTLARDER is our latest storage option that maximises your space in an easy fashion.


SMARTLARDER incorporates 5 drawers, meaning your kitchen essentials are easy to grab and put away. It's a fashionable alternative to more conventional pull out wirework, with soft close as standard, it's a smart choice that's growing quickly in popularity.





# FINISHING TOUCHES

Complete your kitchen from a choice of designer and practical taps, stylish appliances, and integrated bins to increase your floor space.



Flow Bowl & 1/2 Sink



SINKS



Origin Bowl & 1/2 Sink and Kuban Mono Sink Mixer



Origin Compact Single Bowl Sink  
(stainless steel)



Origin Single Bowl Sink  
(stainless steel)



Origin Bowl & 1/2 Sink  
(stainless steel)



Alto Single Bowl Sink  
(stainless steel)



Alto Bowl & 1/2 Sink  
(stainless steel)



Edge S2 Undermount Single Sink  
(st/steel)




Sotto Undermount Bowl & 1/2 Sink  
(stainless steel)



Onyx XL Undermount Single Sink  
(stainless steel)



Belfast Single Sink



Belfast Single Sink  
(ceramic)



Aquitaine Single Bowl Sink  
(ceramic)



Korona Single Bowl Sink  
(composite)



Korona Bowl & 1/2 Sink  
(composite)



Flow Single Bowl Sink  
(composite)



Flow Bowl & 1/2 Sink  
(composite)



Cascade Single Bowl Sink  
(composite)



TAPS



Kuban Mono Sink Mixer



Finesse Mono Sink Mixer



Targa Mono Sink Mixer



Shannon Mono Sink Mixer



Elera Mono Sink Mixer



Shannon Mono Sink Mixer (chrome)



Shannon Mono Sink Mixer (brushed steel)



Pisa Mono Sink Mixer



Indus Mono Sink Mixer



Trento Mono Sink Mixer



Neva Mono Sink Mixer



Colonial Mono Sink Mixer



Rocco Mono Sink Mixer



Kuban Mono Sink Mixer

BINS



Single Pull Out Bin - 16 litre



Double Pull Out Bin - 2 x 7.5 litre



Trio Pull Out Bin & Tray - 3 x 12 litre



Steel Waste Bin - 12 litre





204 80cm Angled Designer Hood & 90cm Induction Hob

APPLIANCES  
**NORDMENDE**  
SMART LIVING

Appliances are an integral part of any kitchen and at On-Trend we're proud to recommend the Nordmende brand. With a German heritage of over 75 years, a wide range of products and a 3 year guarantee, Nordmende appliances are an ideal partner to your On-Trend kitchen. Whether your preference is for integrated or free standing, contemporary or traditional, Nordmende has it covered.



Built-in Ovens



Range Cookers



Induction Hobs



Gas Hobs



Standard Hoods



Designer Hoods



Integrated Dishwashers



Integrated Washing Machines



Freestanding Fridges



Integrated Fridges



## CUTLERY TRAYS



Scoop Cutlery Tray



Excellent Cutlery Tray





## KITCHEN DOOR CARE INSTRUCTIONS

### CLEANING

We recommend the following door cleaning instructions for all of our doors:

- > Clean the doors using only a solution of 95% lukewarm water with no more than 5% soap
- > DO NOT spray anything on to your doors - this includes the solution recommended above
- > Use a clean damp (not wet) cloth
- > Dry with a soft clean cloth. If it is a timber door, run the cloth along the grain direction
- > Any cooking marks must be wiped immediately
- > Do not allow liquids to seep into joints of doors. Wipe any spillages immediately

DO NOT use any of the products listed below to clean the door as they may mark and damage the surface:

- > Wax furniture polish
- > Bleach / chlorine based cleaning products
- > Abrasive cleaners
- > Solvents
- > Multi-purpose cleaners
- > Alcohol based cleaners
- > Ammonia or any other similar product
- > Scouring pads or abrasive cloths

### ENVIRONMENTAL INFORMATION

Please be aware, localised or intense heat/steam can damage fascias. Subsequently the use of small appliances such as kettles, toasters etc. in close proximity to your kitchen fascias should be avoided. Doors should not be exposed to extreme temperature changes. Due to their manufacturing process, vinyl doors must not be exposed to temperatures above 70°C as this may cause damage to the door's surface.



The mark of  
responsible forestry

Our doors are certified in accordance with the rules of  
The Forest Stewardship Council®.

Due to the limitations on photographic reproduction, colours may differ slightly from the actual products shown.

DATE OF PRINT/RELEASE: January 2018





The **On-Trend** Kitchen Collection

Issue 1 - 2018

Visit our website:  
[www.ontrendcollection.co.uk](http://www.ontrendcollection.co.uk)

